

Joining a Meeting - Android



Overview

In this article, we will discuss how to join an instant meeting through an email invite, an instant messaging invite, from the browser, from the Zoom desktop and mobile application, and from a landline or mobile phone.


Before joining a Zoom meeting on a computer or mobile device, you can download the Zoom app from the Zoom Download Center. Otherwise, you will be prompted to download and install Zoom when you click a join link.

Prerequisites

Each meeting has a unique 9, 10, or 11-digit number called a meeting ID that will be required to join a Zoom meeting

If you are joining via telephone, you will need the teleconferencing number provided in the invite.

1. Open the Zoom mobile app. If you have not downloaded the Zoom mobile app yet, you can download it from the Google Play Store.
2. Join a meeting using one of these methods:
 - Tap **Join a Meeting** if you want to join without signing in.

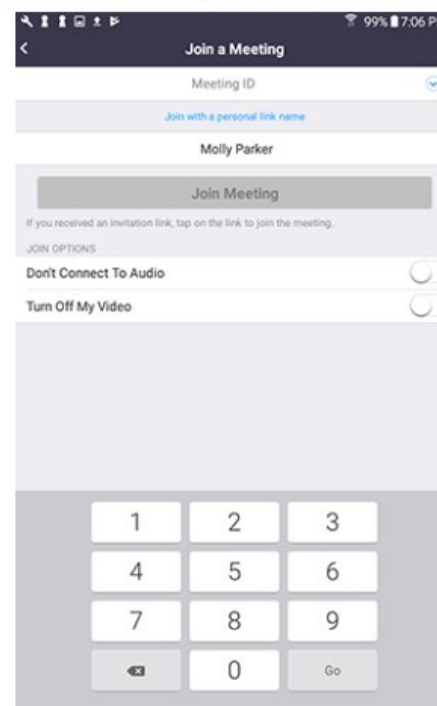


- Sign in to Zoom then tap **Join**.



Join

3. Enter the [meeting ID](#) number and your display name.
 - If you're signed in, change your name if you don't want your [default name](#) to appear.
 - If you're not signed in, enter a display name.
4. Select if you would like to connect audio and/or video and tap **Join Meeting**.



Joining a Meeting – Email + Telephone



▪ Overview

In this article, we will discuss how to join an instant meeting through an email invite, an instant messaging invite, from the browser, from the Zoom desktop and mobile application, and from a landline or mobile phone.

Before joining a Zoom meeting on a computer or mobile device, you can download the Zoom app from the Zoom Download Center. Otherwise, you will be prompted to download and install Zoom when you click a join link.

■ Prerequisites

Each meeting has a unique 9, 10, or 11-digit number called a meeting ID that will be required to join a Zoom meeting

If you are joining via telephone, you will need the teleconferencing number provided in the invite.

1. On your phone, dial the **teleconferencing** number provided in your invite.
2. Enter the meeting ID number when prompted using your dialpad.

Note: If you have already joined the meeting via computer, you will have the option to enter your 2-digit participant ID to be associated with your computer. If you have not joined on your computer, simply press # again when prompted to enter in your participant ID.

Click the join link in your email or calendar invitation.

Hi there,

[Name] is inviting you to a scheduled Zoom meeting.

Join from PC, Mac, Linux, iOS or Android [https://\[ID\].zoom.us/j/\[ID\]](https://[ID].zoom.us/j/[ID])

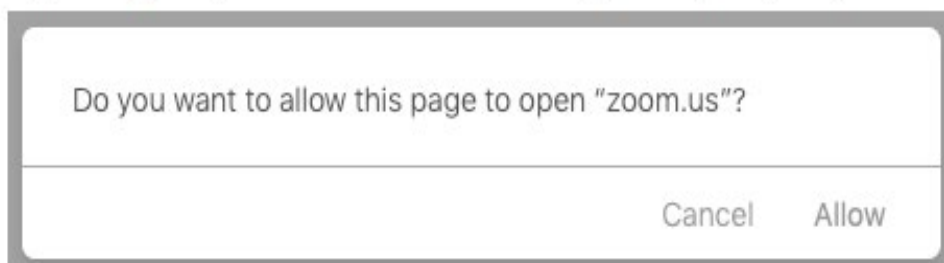
Or iPhone one-tap :

US: [+16468769923](tel:+16468769923), [ID] or [+16699006833](tel:+16699006833), [ID]

Or Telephone :

Dial(for higher quality, dial a number based on your current location):

Depending on your default web browser, you may be prompted to open Zoom.



Joining a Meeting - IOS



Overview

In this article, we will discuss how to join an instant meeting through an email invite, an instant messaging invite, from the browser, from the Zoom desktop and mobile application, and from a landline or mobile phone.

Before joining a Zoom meeting on a computer or mobile device, you can download the Zoom app from the Zoom Download Center. Otherwise, you will be prompted to download and install Zoom when you click a join link.

Prerequisites

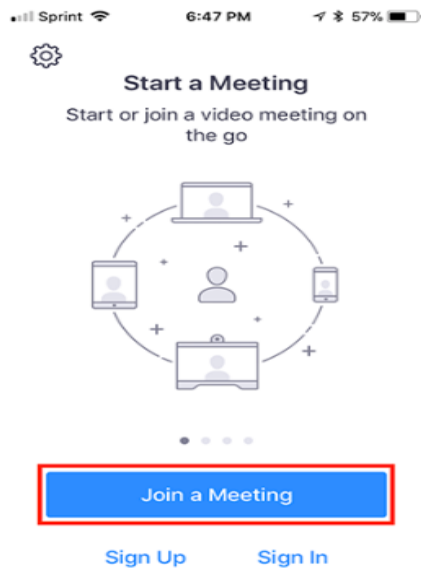
Each meeting has a unique 9, 10, or 11-digit number called a meeting ID that will be required to join a Zoom meeting

If you are joining via telephone, you will need the teleconferencing number provided in the invite.

1. Open the Zoom mobile app. If you have not downloaded the Zoom mobile app yet, you can download it from the App Store.

2. Join a meeting using one of these methods:

- Tap **Join a Meeting** if you want to join without signing in.



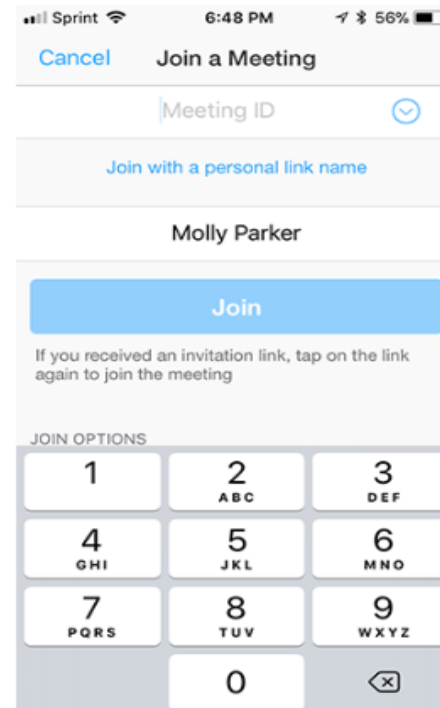
- Sign in to Zoom then tap **Join**.



3. Enter the **meeting ID** number and your display name.

- If you're signed in, change your name if you don't want your **default name** to appear.
- If you're not signed in, enter a display name.

4. Select if you would like to connect audio and/or video and select **Join**.



Joining a Meeting - Web



Overview

In this article, we will discuss how to join an instant meeting through an email invite, an instant messaging invite, from the browser, from the Zoom desktop and mobile application, and from a landline or mobile phone.

Before joining a Zoom meeting on a computer or mobile device, you can download the Zoom app from the Zoom Download Center. Otherwise, you will be prompted to download and install Zoom when you click a join link.

Prerequisites

Each meeting has a unique 9, 10, or 11-digit number called a meeting ID that will be required to join a Zoom meeting

If you are joining via telephone, you will need the teleconferencing number provided in the invite.

1. Open the Zoom desktop client.

2. Join a meeting using one of these methods:

- Click **Join a Meeting** if you want to join without signing in.



Join a Meeting

Sign In

- Sign in to Zoom then click **Join**.



Join

3. Enter the [meeting ID](#) number and your display name.

- If you're signed in, change your name if you don't want your [default name](#) to appear.
- If you're not signed in, enter a display name.

Join a Meeting

Meeting ID or Personal Link Name

Grant MacLaren

- Do not connect to audio
- Turn off my video

Join

Cancel

4. Select if you would like to connect audio and/or video and click **Join**.